

Western  FIMS

Faculty of Information & Media Studies

2023 MASTER OF LIBRARY  
AND INFORMATION SCIENCE  
PLACEMENT SURVEY



Western

# 2023 Master of Library and Information Science Placement Survey

## Summary of Report

A total of 115 students completed the requirements of the Master of Library and Information Science program in 2023. Those graduates were sent a placement survey in August of 2024. Of those students, 34 completed the survey for a response rate of 29.5%

*Note: Response rates appear to be returning to pre-pandemic levels.*

## Placement Rate

Of the 34 respondents, 30 reported finding employment. This represents an 88% employment rate. Of those employed, 83% secured a position related to the MLIS degree. 73% obtained full-time employment and 63% are employed in a continuing position. One of the four respondents yet to find employment is pursuing another degree in a different field, whereas the other 3 respondents are still seeking employment in the field.

## Salary

The responding graduates holding full-time positions related to their MLIS degree reported an annual salary range from \$38,000 to \$89,000. The average full-time salary was \$63,300.

## Types of Placements and Job Assignments

Respondents are employed by a variety of different types of organizations. 20% of respondents are employed by academic libraries, 17% by public libraries, 17% by government institutions, 13% by special libraries, as well as school libraries, archives, heritage societies and post-secondary institutions. Respondents indicated employment as librarians, project coordinators/developers, information specialists, reference specialists, and analysts. The primary job assignment reported by respondents are as follows; collections management (23%), research/consultation (23%), reference/information services (20%), and programming (20%).

## Skill or Knowledge Most Influential in Securing Employment

Of the respondents who participated in co-op as an MLIS student, 71% identified co-op as the most helpful in securing their first job. Other areas of skill and knowledge that respondents indicated as having the most impact in obtaining their first job included connecting people with information (21%), information communication and technology (14%), information organization, curation and access and managing (14%), and working in information workplaces (14%).

## Length of Job Search

Of those employed, 36% of respondents reported securing employment before completing the degree. In total 76% of respondents were engaged in LIS employment within 6 months of completing their LIS degree. For 21% of respondents, it took more than six months to find employment after degree completion.

## Location of Placement

96% all employed respondents indicated that they were currently employed within Canada. Most respondents (77%) were employed in Ontario.



## Survey Data

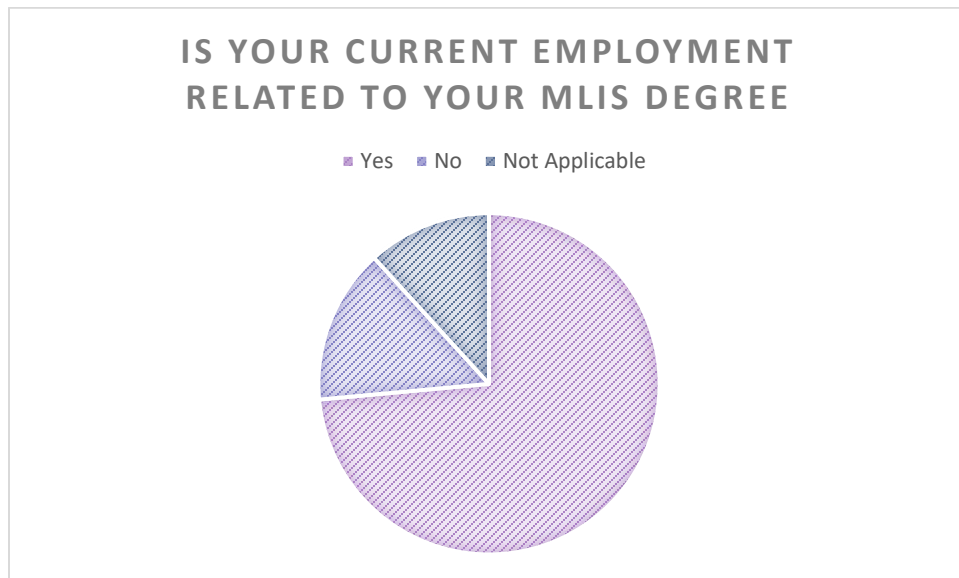
Total Number of Survey Respondents: 19

### What is your current employment status?

	Count	%
Full-Time	22	65
Part-Time	8	23
Not Employed	4	12
<b>Total</b>	<b>34</b>	<b>100</b>

### Is your current employment related to your MLIS degree?

	Count	%
Yes	25	74
No	5	14
Not Applicable	4	12
<b>Total</b>	<b>34</b>	<b>100</b>



**What is your current type of appointment/employment?**

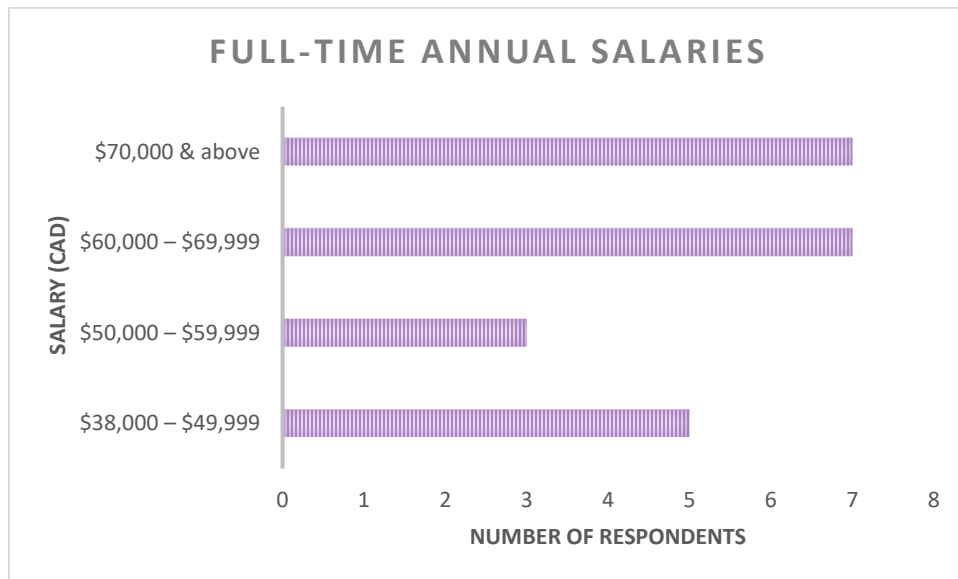
	Count	%
Permanent	19	63
Temporary	9	30
NA	2	7
<b>Total</b>	<b>30</b>	<b>100</b>

**Reported full-time annual salaries (in careers related to their degree)**

	Salary (CAD)
Lowest	\$38,000
Highest	\$90,000
Average	\$63,300
<b>Number of Respondents 22</b>	

**Range of Reported full-time salaries (in careers related to their degree)**

	Count	%
\$38,000 – \$49,999	5	23
\$50,000 – \$59,999	3	13
\$60,000 – \$69,999	7	32
\$70,000 & above	7	32
<b>Total</b>	<b>22</b>	<b>100</b>



**In what type of organization is your current position? (Select ONE only)**

	Count
Academic Library	6
Archives	1
Government	5
Public Library	5
School Library	3
Special Library	4
*Other	6
<b>Total</b>	<b>30</b>

\*Other:

- Heritage Society

**What is your primary job assignment (may select up to a maximum of 3 options)**

	Count
Administration/Management	3
Cataloging/Metadata	2
Collections Management	7
Database Management	2
E-Resources	2
Information Literacy	5
Government Information	1
Liaison	2
Outreach Community Development	4
Programming	6
Records & Information Management	4
Reference/Information Services	6
Research/Consulting	7
Scholarly Communication	1
Web Content Development	1
Other	5
<b>Total</b>	<b>58</b>

\*Other included:

- Circulation

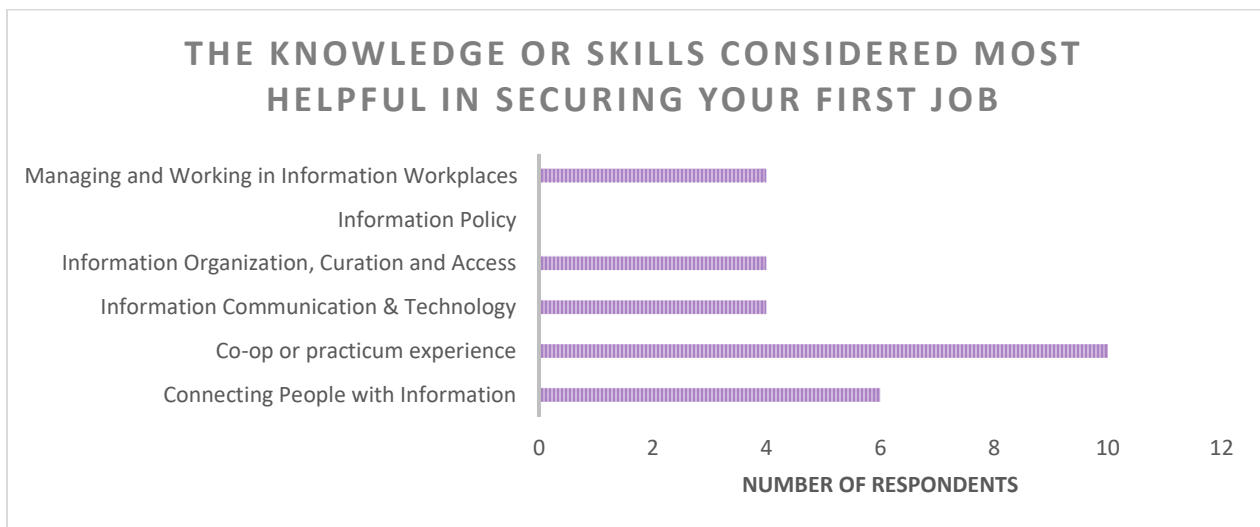
**Did you participate in co-op?**

	Count	%
Yes	14	41
No	20	59
<b>Total</b>	<b>34</b>	<b>100</b>



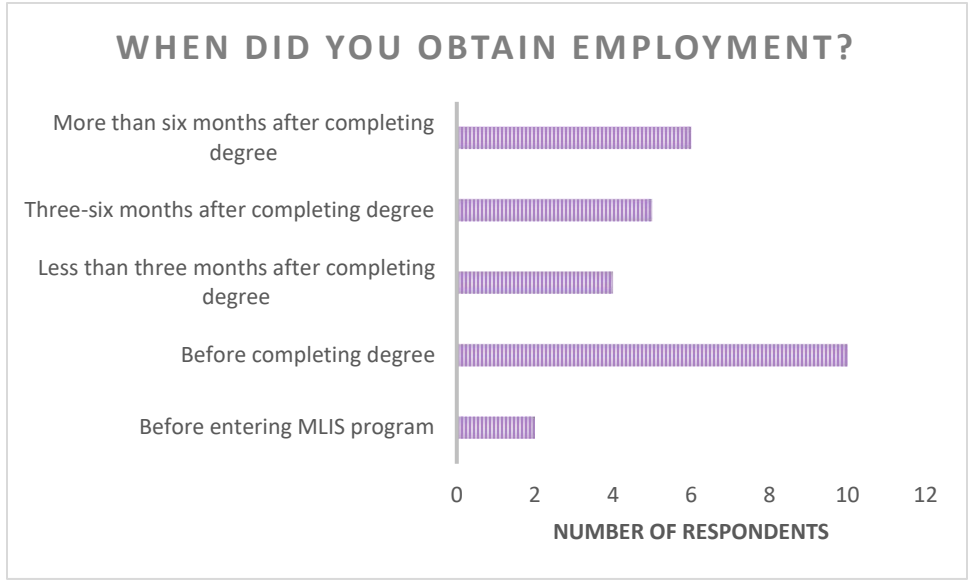
**What is the ONE area of knowledge/skill you've acquired while in your MLIS program that you considered most helpful in securing your first job?**

	Count
Connecting People with Information	6
Co-op or practicum experience	10
Information Communication & Technology	4
Information Organization, Curation and Access	4
Information Policy	0
Managing and Working in Information Workplaces	4
<b>Total</b>	<b>28</b>



**When did you obtain employment?**

	Count
Before entering MLIS program	2
Before completing degree	10
Less than three months after completing degree	4
Three-six months after completing degree	5
More than six months after completing degree	6
<b>Total</b>	<b>27</b>



**Location of employment**

	Count
Ontario	23
Another province/country	7
<b>Total</b>	<b>30</b>

**Situation of graduates currently not employed in a library/information field**

	Count
Working in another field	5
Seeking employment in the library/information field	3
Pursuing a further degree in another field	1
Other	0
<b>Total</b>	<b>9</b>